

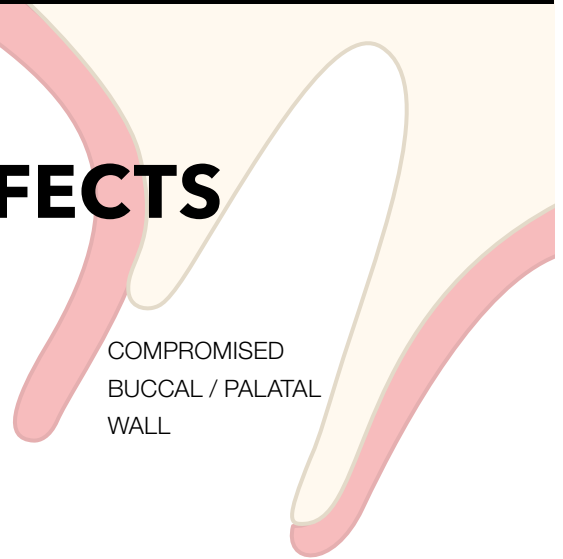
# NOVAMag<sup>®</sup> Shield Technique

## RESORBABLE MAGNESIUM METAL MEMBRANE

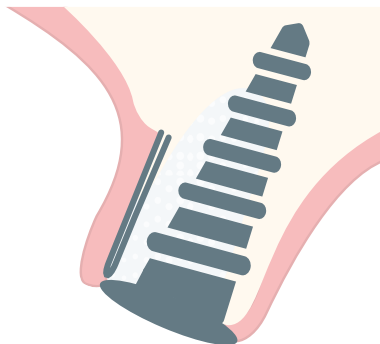


## UNIQUE APPROACH FOR BUCCAL WALL DEFECTS

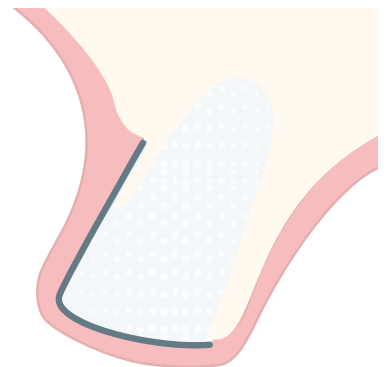
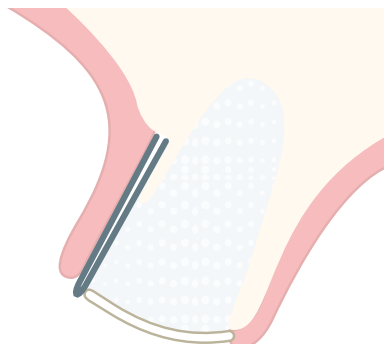
**EASY HANDLING**  
**3D MECHANICAL STABILITY**



**IMMEDIATE  
IMPLANTATION**



**RIDGE PRESERVATION**



**EASY APPLICATION**

Place the NOVAMag<sup>®</sup> membrane between the bone and periosteum (soft tissue)

**PREDICTABLE OUTCOME**

Supports new bone growth  
Magnesium shield maintains ridge contour

Clinical step by step video  
**DR. GIORGIO TABANELLA (IT)**



botiss **biomaterials**

NOVAMag<sup>®</sup>  
**membrane**

15 x 20 mm

# NOVAMag<sup>®</sup> Shield Technique

**DR. ERICK MOTA (DOM)**

**IMMEDIATE IMPLANT PLACEMENT IN ANTERIOR MAXILLA**



**DR. AKIVA ELAD (ISR)**

**SEVERELY COMPROMISED BUCCAL AND PALATAL WALL**



Published scientific literature



botiss **biomaterials**

